

# BETTER RECOVERY OF BIOMOLECULES WITH NEW GFC/SEC BIO-INERT HARDWARE

Phenomenex's proprietary surface chemistry provides an inertness that is hard to match by other GFC columns. Combine this with a new Bio-Inert hardware and the result is minimal adsorption of peptides, proteins, and other biomolecules, leading to more accurate quantitation.

## Bio-Inert Hardware Yarra 1.8 µm SEC-X150

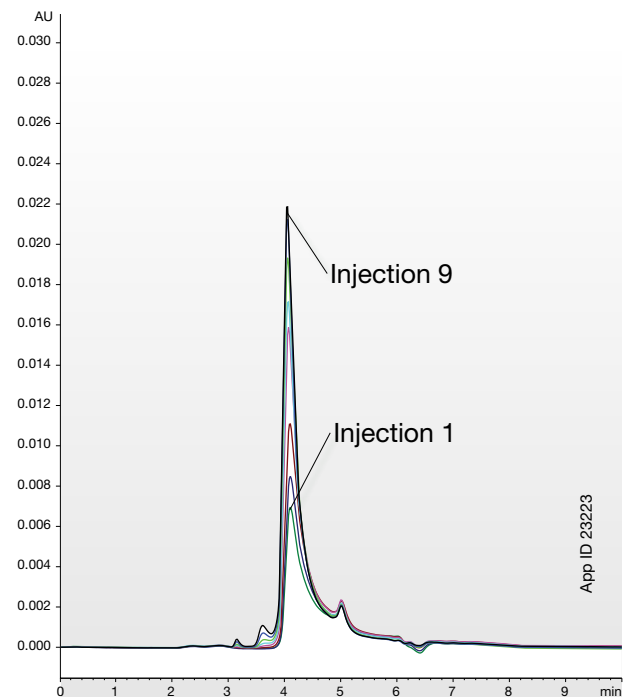
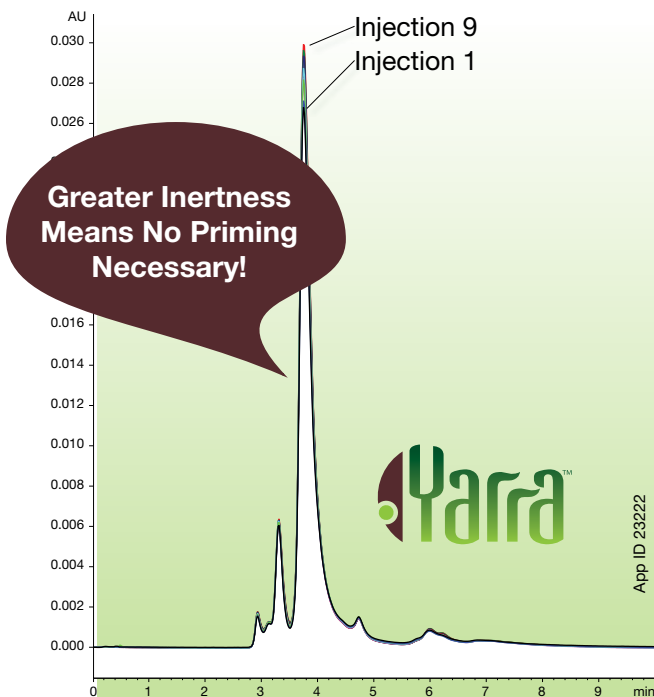


Perfect combination of stainless steel strength needed for HPLC/UHPLC methods and biomolecule inertness.

## Conventional Hardware Waters® BEH200 SEC 1.7 µm



Lack of inert hardware material results in the need to prime column with sample over multiple injections.



### Conditions for all columns:

**Columns:** Yarra 1.8 µm SEC-X150  
BEH200 SEC 1.7 µm  
**Dimensions:** 150 x 4.6 mm  
**Mobile Phase:** 50 mM Sodium Phosphate pH 5.0/  
0.1 M Sodium Sulfate

**Flow Rate:** 0.3 mL/min  
**Temperature:** Ambient  
**Detection:** UV @ 280 nm  
**Sample:** 1. IgG Dimer  
2. IgG Monomer  
3. Albumin

\*Comparative separations may not be representative of all applications.

 **phenomenex**  
...breaking with tradition<sup>SM</sup>

[www.phenomenex.com/Yarra](http://www.phenomenex.com/Yarra)

# NEW

## YARRA 1.8 $\mu\text{m}$ SEC-X150 AND X300

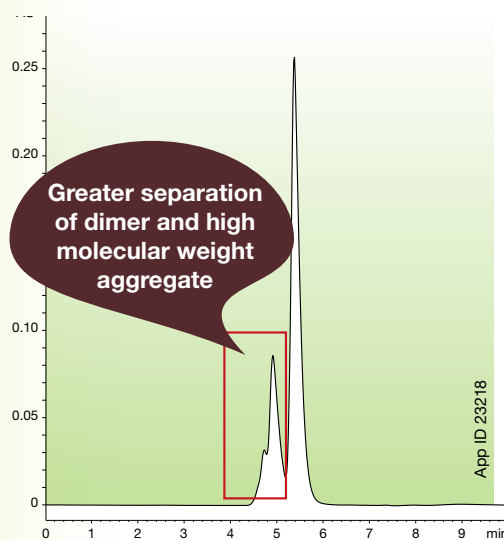
### WITH

# BIO-INERT HARDWARE

- Exceptional separation power for low and high MW biomolecules
- Fast GFC/SEC methods on your HPLC or UHPLC
- Excellent lifetime and reproducibility

### Degraded Human Insulin

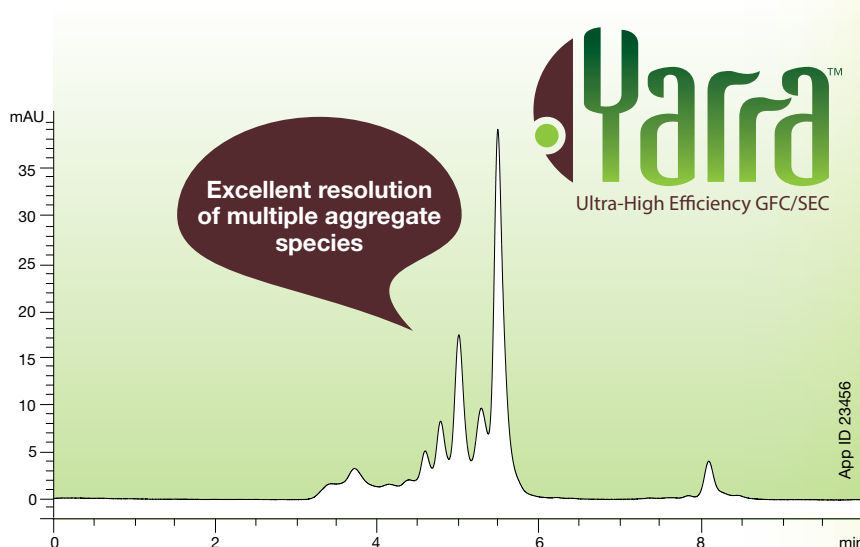
Yarra 1.8  $\mu\text{m}$  SEC-X150



**Column:** Yarra 1.8  $\mu\text{m}$  SEC-X150  
**Dimensions:** 150 x 4.6 mm  
**Part No.:** 00F-4631-E0  
**Mobile Phase:** 1 g/L L-Arginine in Water/Acetic Acid/Acetonitrile (65:15:20)  
**Flow Rate:** 0.2 mL/min  
**Detection:** UV @ 280 nm  
**Sample:** 1. Human Insulin

### Mouse mAb (monoclonal antibody)

Yarra 1.8  $\mu\text{m}$  SEC-X300



**Column:** Yarra 1.8  $\mu\text{m}$  SEC-X300  
**Dimensions:** 150 x 4.6 mm  
**Part No.:** 00F-4743-E0  
**Mobile Phase:** 0.1 M Sodium phosphate in Water (pH 6.8)  
**Flow Rate:** 0.35 mL/min  
**Temperature:** Ambient  
**Detection:** UV @ 280 nm  
**Sample:** Mouse Monoclonal antibody

### Yarra 1.8 $\mu\text{m}$ Specifications

	SEC-X150	SEC-X300
<b>Resin Type</b>	Silica	Silica
<b>Particle Size (<math>\mu\text{m}</math>)</b>	1.8	1.8
<b>Pore Size (<math>\text{\AA}</math>)</b>	150	300
<b>MW Range (Da)</b>	1K-450K	10K-700K
<b>pH Range</b>	1.5 - 8.5	1.5 - 8.5
<b>Typical Backpressure (psi)</b>	3,250	3,250
<b>Max Backpressure (psi)</b>	7,000	7,000
<b>Typical Efficiency</b>	> 30,000 (150 x 4.6 mm)	> 30,000 (150 x 4.6 mm)
<b>Max. Flow Rate (mL/min)</b>	0.4	0.4

### Bio-Inert Ordering Information (mm)

	Analytical	Analytical
<b>Phases</b>	150 x 4.6	300 x 4.6
<b>Yarra 1.8 <math>\mu\text{m}</math> SEC-X150</b>	00F-4631-E0	00H-4631-E0
<b>Yarra 1.8 <math>\mu\text{m}</math> SEC-X300</b>	00F-4743-E0	00H-4743-E0



### Stainless Steel Ordering Information (mm)

	Analytical	Analytical	SecurityGuard™ ULTRA Cartridges***
<b>Phases</b>	150 x 4.6	300 x 4.6	3/pk
<b>Yarra 1.8 <math>\mu\text{m}</math> SEC-X150</b>	00F-4631-E0-SS	00H-4631-E0-SS	AJ0-9512
<b>Yarra 1.8 <math>\mu\text{m}</math> SEC-X300</b>	00F-4743-E0-SS	00H-4743-E0-SS	AJ0-9513

For Stainless Steel Only

\*\*\*SecurityGuard ULTRA cartridges require holder, Part No.: AJ0-9000



If Yarra analytical columns do not provide you with at least an equivalent separation as any other GFC column of similar porosity, type, and dimensions, send in your comparative data within 45 days and keep the column for FREE.

[www.phenomenex.com/Yarra](http://www.phenomenex.com/Yarra)

#### Terms and Conditions

Subject to Phenomenex Standard Terms and Conditions, which may be viewed at [www.phenomenex.com/TermsAndConditions](http://www.phenomenex.com/TermsAndConditions).

#### Trademarks

Yarra and SecurityGuard are trademarks of Phenomenex. Waters is a registered trademark of Waters Corporation.

#### Disclaimer

Phenomenex is in no way affiliated with Waters Corporation. Comparative separations may not be representative of all applications.

© 2016 Phenomenex, Inc. All rights reserved.