

APPLICATION

The Effect of Silica Particle Purity and Morphology on Flash Chromatography Performance

David Kennedy, Ph.D. and Rola El Abaji
Phenomenex, Inc., 411 Madrid Ave., Torrance, CA 90501 USA



David Kennedy, Ph.D.
Industry Development Manager

David Kennedy is a graduate of Iowa State University with a BS degree in chemistry and a PhD degree in analytical chemistry. He enjoys traveling and has never played golf, even though he lives in the Coachella Valley amidst 124 golf courses.

Introduction

Flash chromatography is an essential purification tool for both chemical synthesis and natural products. The technique has developed a reputation for being fast (Flash!) and cheap, but also for being crude. In other words, users don't expect good chromatography in flash applications and often settle for sub-optimum performance. This has given rise to the erroneous belief that "all flash columns are the same" and you should just go for the cheapest product.

Flash chromatography may not operate at the same level of performance as high performance liquid chromatography (HPLC), but it does operate on the same physical principles. In this Technical Note we will demonstrate that silica particle shape, size, and purity are just as important in Flash as they are in HPLC. In both cases, thoughtful management of these parameters can significantly improve chromatographic performance.

Claricep™ Flash Columns



Results and Discussion

Example 1. The Impact of Ultrapure Silica

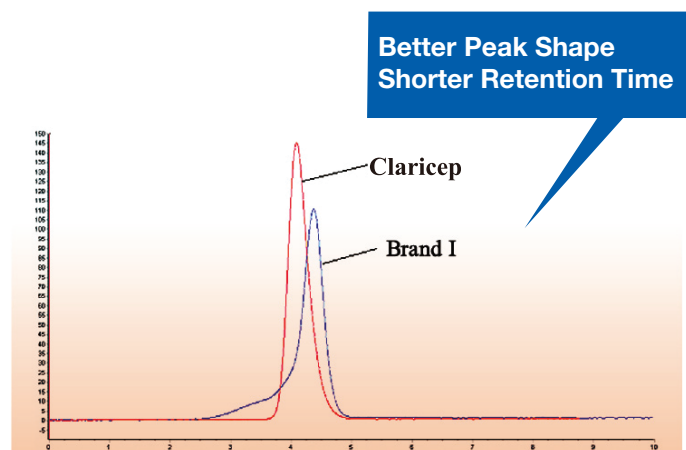
The ordinary, commercial grade silica used in most Flash columns contains impurities (such as heavy metals) which create areas of high surface activity that can distort the interaction of adsorbed solutes with the bulk silica surface. This is manifested in peak shifting, broadening and tailing, particularly for basic and acidic compounds. Claricep CS flash columns are made with ultra pure silica which results in much less abnormal surface activity. This produces chromatograms with much sharper peaks.

The difference between Claricep CS media and ordinary Flash media can be seen in **Figures 1** and **2**. Claricep CS results in more symmetric peak shapes for both a basic and an acidic compound.

Figure 1.
Aniline Peak Shape Symmetry and Retention Test

Flash Conditions

Column: Claricep Irregular Silica CS (40-60 µm, 60Å, 40 g)
Brand I: Flash Irregular Silica (40 g)
Mobile Phase: Dichloromethane/ Methanol (99:1)
Flow Rate: 20 mL/min
Detector: UV @ 254 nm
Temperature: Ambient
Retention time: Claricep CS: 4.090 min
Brand I: 4.373 min
Sample: Aniline



Comparative separations may not be representative of all applications.

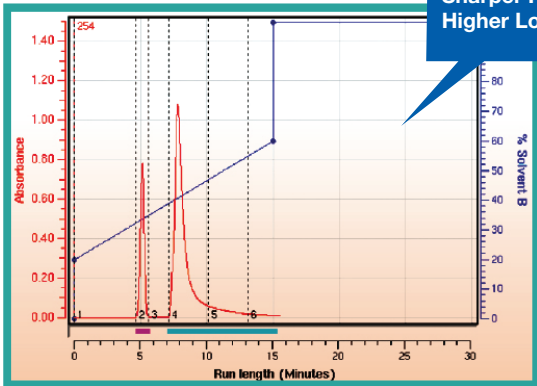
APPLICATION

Figure 2.
Comparison of Claricep CS vs. Popular Brand I

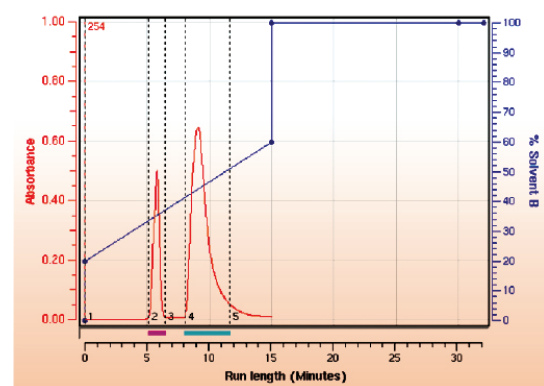
Flash Conditions

Column: Claricep™ Irregular Silica CS (40-60 µm, 60Å, 40 g)
Brand I: Flash Irregular Silica Column (40 g)
Mobile Phase: Hexane/Ethylacetate (gradient)
Detector: UV @ 254 nm
Temperature: Ambient
Sample: Phenylacetone 4-aminobenzoic acid

Claricep CS



Popular Brand I



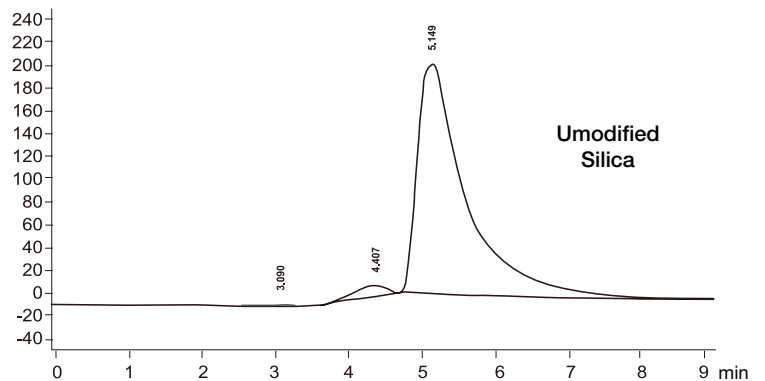
Example 2. Specially Deactivated Silica

Additional improvements can be made by using Claricep CM which employs silica that is further purified with a proprietary acid washing process which results in even lower surface activity. In **Figure 3**, Claricep CM is compared to unmodified silica for use in purifying a catechol sample. Again, improved peak shape and resolution are the result.

Figure 3.
Comparison of Peak Shape with CM Deactivated vs. Unmodified Silica

HPLC Conditions:

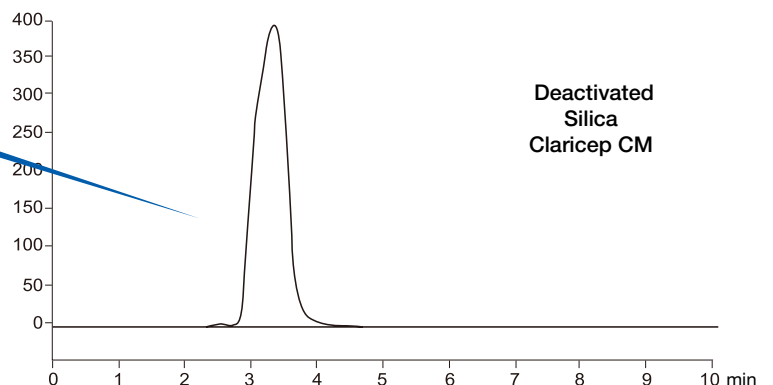
Dimensions: 4.6 x 150 mm
Mobile Phase: Dichloromethane/Methanol (98:2)
Flow Rate: 1.8 mL/min
Injection Volume: 5 µL
Temperature: 30 °C
Detector: UV @ 254 nm
Sample: Catechol (100 µg/mL)



HPLC Test:

Unmodified and Deactivated Silica were packed into individual stainless steel columns (4.6 x 150 mm) and then evaluated on a HPLC System

Better Peak Shape and Retention Time

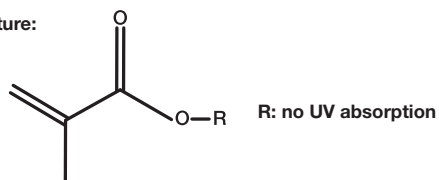


Comparative separations may not be representative of all applications.

Example 3. Spherical Silica

Even further performance advances can be made by using a spherical silica rather than standard irregular silica. As is well known in the HPLC world, regular, similar-sized particles can be packed in a column much more uniformly which reduces eddy flow currents and lateral diffusion. The result is greater peak symmetry and baseline resolution than is possible with irregular silica particles. This is demonstrated in **Figure 4** where a methacrylic acid ester is purified on Claricep™ 20-35 µm spherical and compared with purification on 20 µm spherical silica. As can be seen, the application of Claricep 20 µm spherical results in a much improved chromatogram.

Structure:



Purification of Sample with Methacrylic Acid Ester Target Compound

Sample Information:

The sample is colorless liquid, with about 60% target compound by weight. Dissolve 0.2 mL of sample into 1.5 mL ethanol under ultrasonic.

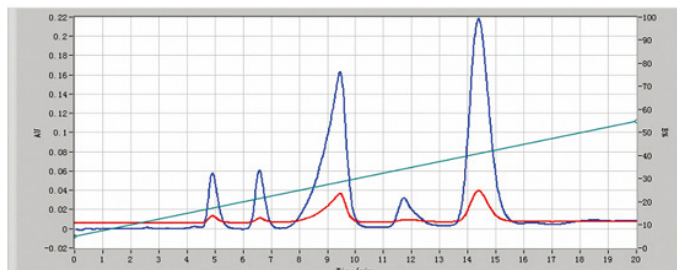
Flash Conditions

Column A:	Claricep Spherical Silica (20-35 µm, 100 Å, 12 g, 2 columns in tandem)	
Column B:	Claricep Spherical Silica (20 µm, 100 Å, 12 g, 2 columns in tandem)	
Mobile Phase:	A: Hexane B: Ethanol	
Gradient:	Time/min	B %
	0	5
	20	55
Flow Rate:	12 mL/min	
Detector:	UV @ 254/220 nm	
Sample Loading	0.2 mL	

Figure 4.

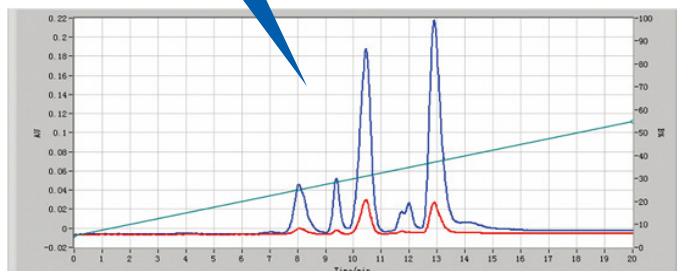
Comparison of Claricep™ Spherical Silica 20-35 µm vs. Claricep Spherical Silica 20 µm

Column A: Claricep 20-35 µm



Column B: Claricep 20 µm

Claricep Flash silica 20 µm is a better choice for complex sample polarity. It provides higher resolution and better purification performance



Conclusion

Initially, it may appear to be advantageous to use the least expensive Flash column that works to perform a routine purification. However, with difficult purifications, it can be more economical to use a higher performing Flash column. The value of obtaining a higher purity product while expending less time and effort, far exceeds the small amount of money saved by using a sub-optimal column. This example demonstrates the improved column efficiency that is achieved when the chromatographic media has a more narrow particle size distribution, even when both columns use particles of similar diameter.

Comparative separations may not be representative of all applications.

Claricep™ Ordering Information

Irregular Silica; Average Particle Size: 40-60µm; Average Pore Size: 60Å

Type	Claricep Part No.	Silica Amount (g)	Quantity (pk)
Silica (CS) Standard Silica	CS140004-0	4	20
	CS140012-0	12	20
	CS140020-0	20	20
	CS140040-0	40	10
	CS140080-0	80	5
	CS140120-0	120	5
	CS140330-0	330	1
	CS140800-0	800	1
	CS1401500-0	1500	1

Also available in i-series, s-series & c-series (12 g, 20 g, 40 g, 80 g, & 120 g) per request (Contact your Sales Rep)

Spherical Silica; Average Particle Size: 20-35µm; Pore Size: 60Å

TYPE	Claricep Part No.	Silica Amount (g)	Quantity (pk)
Spherical Silica	SS130004-0	4	20
	SS130012-0	12	20
	SS130020-0	20	20
	SS130040-0	40	10
	SS130080-0	80	5
	SS130120-0	120	5
	SS130330-0	330	1

Also available in i-series, s-series & c-series (12 g, 20 g, 40 g, 80 g, & 120 g) per request (Contact your Sales Rep)

Spherical Bonded Phase; Average Particle Size: 40-60µm; Pore Size: 100Å

Type	Claricep Part No.	Silica Amount (g)	Quantity(pk)
C18	SO240004-0	4	20
	SO240012-0	12	20
	SO240020-0	20	20
	SO240040-0	40	10
	SO240080-0	80	5
	SO240120-0	120	5
	SO240330-0	330	1
	SO240800-0	800	1
	SO2401500-0	1500	1

Also available in i-series, s-series & c-series (12 g, 20 g, 40 g, 80 g, & 120 g) per request (Contact your Sales Rep)

Claricep™ Ordering Information

Spherical Bonded Phase; Average Particle Size: 20-35 μm; Pore Size: 100 Å

TYPE	Claricep Part No.	Silica Amount (g)	Quantity (pk)
C18	SO230004-0	4	20
	SO230012-0	12	20
	SO230020-0	20	20
	SO230040-0	40	10
	SO230080-0	80	5
	SO230120-0	120	5
	SO230330-0	330	1

Also available in i-series, s-series & c-series (12 g, 20 g, 40 g, 80 g, & 120 g) per request (Contact your Sales Rep)

Spherical Bonded Phase; Average Particle Size: 20-35 μm; Pore Size: 100 Å

TYPE	Claricep Part No.	Silica Amount (g)	Quantity (pk)
AQ C18	SQ230004-0	4	20
	SQ230012-0	12	20
	SQ230020-0	20	20
	SQ230040-0	40	10
	SQ230080-0	80	5
	SQ230120-0	120	5
	SQ230330-0	330	1

Also available in i-series, s-series & c-series (12 g, 20 g, 40 g, 80 g, & 120 g) per request (Contact your Sales Rep)

guarantee

If Claricep products do not provide at least an equivalent separation as compared to other products of the same phase, mass, and size, return the product with comparative data within 45 days for a FULL REFUND.

APPLICATION

Australia

t: +61 (0)2-9428-6444
 auinfo@phenomenex.com

Austria

t: +43 (0)1-319-1301
 anfrage@phenomenex.com

Belgium

t: +32 (0)2 503 4015 (French)
 t: +32 (0)2 511 8666 (Dutch)
 beinfo@phenomenex.com

Canada

t: +1 (800) 543-3681
 info@phenomenex.com

China

t: +86 400-606-8099
 cninfo@phenomenex.com

Denmark

t: +45 4824 8048
 nordicinfo@phenomenex.com

Finland

t: +358 (0)9 4789 0063
 nordicinfo@phenomenex.com

France

t: +33 (0)1 30 09 21 10
 franceinfo@phenomenex.com

Germany

t: +49 (0)6021-58830-0
 anfrage@phenomenex.com

India

t: +91 (0)40-3012 2400
 indiainfo@phenomenex.com

Ireland

t: +353 (0)1 247 5405
 eireinfo@phenomenex.com

Italy

t: +39 051 6327511
 italiainfo@phenomenex.com

Luxembourg

t: +31 (0)30-2418700
 nlinfo@phenomenex.com

Mexico

t: 01-800-844-5226
 tecnicomx@phenomenex.com

The Netherlands

t: +31 (0)30-2418700
 nlinfo@phenomenex.com

New Zealand

t: +64 (0)9-4780951
 nzinfo@phenomenex.com

Norway

t: +47 810 02 005
 nordicinfo@phenomenex.com

Portugal

t: +351 221 450 488
 ptinfo@phenomenex.com

Singapore

t: +65 800-852-3944
 sginfo@phenomenex.com

Spain

t: +34 91-413-8613
 espinfo@phenomenex.com

Sweden

t: +46 (0)8 611 6950
 nordicinfo@phenomenex.com

Switzerland

t: +41 61 692 20 20
 swissinfo@phenomenex.com

United Kingdom

t: +44 (0)1625-501367
 ukinfo@phenomenex.com

USA

t: +1 (310) 212-0555
 info@phenomenex.com

**All other countries
 Corporate Office USA **

t: +1 (310) 212-0555
 info@phenomenex.com

www.phenomenex.com

Phenomenex products are available worldwide. For the distributor in your country, contact Phenomenex USA, International Department at international@phenomenex.com

Terms and Conditions

Subject to Phenomenex Standard Terms and Conditions which may be viewed at www.phenomenex.com/TermsAndConditions

Trademarks

Claricep is a trademark of Tianjin Bonna-Agela Technologies Co. Ltd.

Disclaimer

Comparative separations may not be representative of all applications.

FOR RESEARCH USE ONLY. Not for use in clinical diagnostic procedures.

© 2018 Phenomenex, Inc. All rights reserved.