

APPLICATIONS

Fast and Accurate Analysis of 6 Cannabinoids by HPLC-UV using Kinetex[®] 2.6 μm XB-C18 Core-shell Column

Allen Misa¹, Brian Rivera¹, and Mike Branvold²

¹ Phenomenex, Inc., 411 Madrid Ave., Torrance, CA 90501 USA

² Agricolor Laboratories, 1001 S. Galapago, Denver, CO 80223

Abstract

Using Kinetex Core-Shell Technology, a fast and quantitative HPLC-UV method for cannabinoids was developed. Run times were less than 6 minutes, a dramatic reduction in time when compared to conventional methods.

Introduction

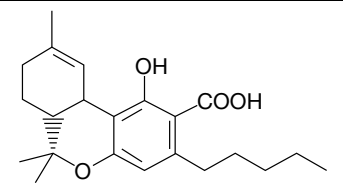
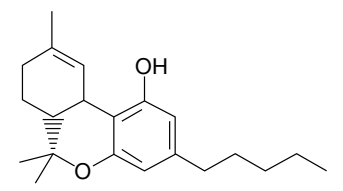
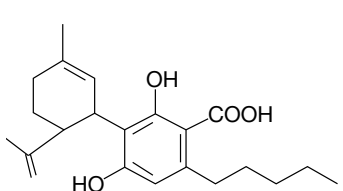
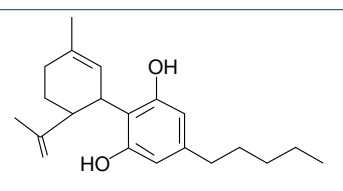
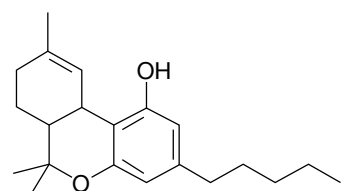
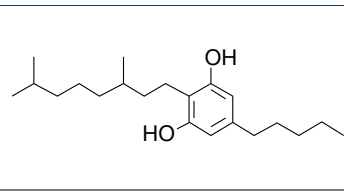
With many states legalizing cannabis for medicinal and recreational use, there is a need for reference labs to have fast and accurate methods for cannabinoids to determine potency of cannabis flower. This might be useful information for several applications, including quality control in edibles formulation and dosing.

Although GC can be used for the analysis of cannabinoids, the high temperatures required may decarboxylate the non-psychoactive cannabinoid acids¹, and GC methods must be validated to ensure decarboxylation of cannabinoid acids does not occur. As such, HPLC methodology is more specific for cannabinoid quantification². The drawback to traditional HPLC methods for cannabinoids has been longer run times, which at times can be up to 20 minutes for an acceptable separation.

Using Kinetex Core-Shell Technology, a fast and accurate HPLC method was developed for the analysis of 6 cannabinoids. Because Kinetex core-shell columns provide significantly higher efficiency than fully porous particles, run times were reduced to 6 minutes.



Table 1. Cannabinoids Chemical Structures

Tetrahydrocannabinolic acid (THCA)	
Tetrahydrocannabinol (THC)	
Cannabidiolic acid (CBDA)	
Cannabidiol (CBD)	
Cannabinol (CBN)	
Cannabigerol (CBG)	



APPLICATIONS

Materials and Methods

Sample Preparation

Cannabinoid standards were obtained from Cerilliant and Restek. Flower samples were ground using a mortar and pestle. Samples were then transferred to a volumetric flask, and diluted with mobile phase (i.e. 25:75, 5 mM Phosphate Buffer:Acetonitrile). Samples were mixed and filtered through a 0.45 µm nylon filter prior to injection.

LC Conditions

Column:	Kinetex® 2.6 µm XB-C18	
Dimensions:	150 x 3.0 mm	
Part No.:	00F-4496-Y0	
Mobile Phase:	A: 5mM Phosphate Buffer, pH 2.5 B: Acetonitrile	
Flow Rate:	0.5 mL/min	
Gradient:	Time (min)	B (%)
	0	75
	3	95
	6	95
Injection:	25 µL	
Temperature:	40 °C	
Detection:	UV @ 222 nm	
Sample:	1. Cannabidiolic Acid 2. Cannabigerol 3. Cannabidiol 4. Cannabinol 5. Tetrahydrocannabinol 6. Tetrahydrocannabinol acetate	

Results and Discussion

Resolution of at least 1.5 was obtained for all critical pairs. Limit of Detection (LOD) and Limit of Quantitation (LOQ) were 0.04 µg/mL and 0.1 µg/mL, respectively. The method was linear from 0.1 µg/mL to 60 µg/mL, with a correlation coefficient of 0.995

Conclusion

Traditional HPLC analysis of cannabinoids can be time consuming or inaccurate because of suboptimal separation. Using Core-Shell Technology Kinetex HPLC columns, six cannabinoids can be accurately quantitated in less than 6 minutes. This method could also be used as a starting point for method development on other applications, including LC/MS/MS for cannabis drug screening, synthetic cannabinoids analysis and quality control for edibles.

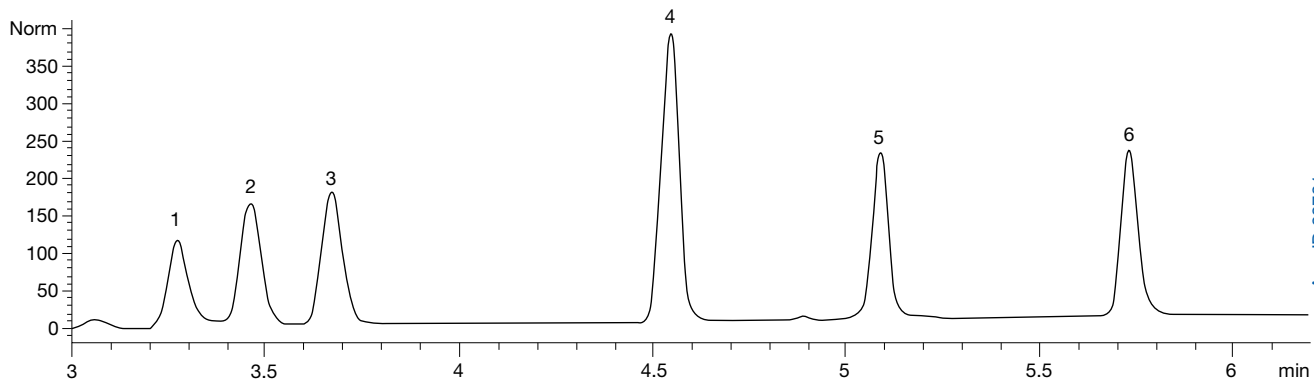
References

1. Verhoeckx et al. "Unheated Cannabis Sativa Extracts and Its Major Compound THC-acid Have Potential Immuno-modulating Properties Not Mediated by CB1 and CB2 Receptor Coupled Pathways." *International Immunopharmacology*: 656-6
2. Recommended Methods for the Identification and Analysis of Cannabis and Cannabis Products Manual for Use by National Drug Analysis Laboratories. Rev. and Updated. ed. New York: United Nations, 2009.

Acknowledgements

Phenomenex would like to thank Agricolor laboratories. (Denver, CO) for their essential contributions to this work.

Figure 1. Typical Chromatogram of 6 Cannabinoids



APPLICATIONS

Kinetex[®] Ordering Information

5 µm Minibore Columns (mm)					SecurityGuard [™] ULTRA Cartridges [‡]
Phases	30 x 2.1	50 x 2.1	100 x 2.1		3/pk
XB-C18	00A-4605-AN	00B-4605-AN	00D-4605-AN		AJO-8782 for 2.1 mm ID

5 µm MidBore [™] Columns (mm)					SecurityGuard [™] ULTRA Cartridges [‡]
Phases	50 x 3.0	100 x 3.0	150 x 3.0		3/pk
XB-C18	00B-4605-YO	00D-4605-YO	00F-4605-YO		AJO-8775 for 3.0 mm ID

5 µm Analytical Columns (mm)					SecurityGuard [™] ULTRA Cartridges [‡]
Phases	50 x 4.6	100 x 4.6	150 x 4.6	250 x 4.6	3/pk
XB-C18	00B-4605-E0	00D-4605-E0	00F-4605-E0	00G-4605-E0	AJO-8768 for 4.6 mm ID

2.6 µm Minibore Columns (mm)						SecurityGuard [™] ULTRA Cartridges [‡]
Phases	30 x 2.1	50 x 2.1	75 x 2.1	100 x 2.1	150 x 2.1	3/pk
XB-C18	00A-4496-AN	00B-4496-AN	00C-4496-AN	00D-4496-AN	00F-4496-AN	AJO-8782 for 2.1 mm ID

2.6 µm MidBore Columns (mm)						SecurityGuard [™] ULTRA Cartridges [‡]
Phases	30 x 3.0	50 x 3.0	75 x 3.0	100 x 3.0	150 x 3.0	3/pk
XB-C18	00A-4496-YO	00B-4496-YO	00C-4496-YO	00D-4496-YO	00F-4496-YO	AJO-8775 for 3.0 mm ID

2.6 µm Analytical Columns (mm)						SecurityGuard [™] ULTRA Cartridges [‡]
Phases	30 x 4.6	50 x 4.6	75 x 4.6	100 x 4.6	150 x 4.6	3/pk
XB-C18	—	00B-4496-E0	00C-4496-E0	00D-4496-E0	00F-4496-E0	AJO-8768 for 4.6 mm ID

1.7 µm Minibore Columns (mm)					SecurityGuard [™] ULTRA Cartridges [‡]
Phases	30 x 2.1	50 x 2.1	100 x 2.1	150 x 2.1	3/pk
XB-C18	00A-4498-AN	00B-4498-AN	00D-4498-AN	00F-4498-AN	AJO-8782 for 2.1 mm ID

1.7 µm MidBore Columns (mm)				SecurityGuard [™] ULTRA Cartridges [‡]
Phases	30 x 3.0	50 x 3.0	100 x 3.0	3/pk
XB-C18	00A-4498-YO	00B-4498-YO	00D-4498-YO	AJO-8775 for 3.0 mm ID

[‡]SecurityGuard ULTRA Cartridges require holder, Part No.: AJO-9000



guarantee

If Phenomenex products in this technical note do not provide at least an equivalent separation as compared to other products of the same phase and dimensions, return the product with comparative data within 45 days for a FULL REFUND.



APPLICATIONS

Australia

t: 02-9428-6444
 f: 02-9428-6445
 auiinfo@phenomenex.com

Austria

t: 01-319-1301
 f: 01-319-1300
 anfrage@phenomenex.com

Belgium

t: 02 503 4015 (French)
 t: 02 511 8666 (Dutch)
 f: +31 (0)30-2383749
 beinfo@phenomenex.com

Canada

t: (800) 543-3681
 f: (310) 328-7768
 info@phenomenex.com

Denmark

t: 4824 8048
 f: +45 4810 6265
 nordicinfo@phenomenex.com

Finland

t: 09 4789 0063
 f: +45 4810 6265
 nordicinfo@phenomenex.com

France

t: 01 30 09 21 10
 f: 01 30 09 21 11
 franceinfo@phenomenex.com

Germany

t: 06021-58830-0
 f: 06021-58830-11
 anfrage@phenomenex.com

India

t: 040-3012 2400
 f: 040-3012 2411
 indiainfo@phenomenex.com

Ireland

t: 01 247 5405
 f: +44 1625-501796
 eireinfo@phenomenex.com

Italy

t: 051 6327511
 f: 051 6327555
 italiainfo@phenomenex.com

www.phenomenex.com

Phenomenex products are available worldwide. For the distributor in your country, contact Phenomenex USA, International Department at international@phenomenex.com

Luxembourg

t: +31 (0)30-2418700
 f: +31 (0)30-2383749
 nlinfo@phenomenex.com

Mexico

t: 001-800-844-5226
 f: 001-310-328-7768
 tecnicomx@phenomenex.com

The Netherlands

t: 030-2418700
 f: 030-2383749
 nlinfo@phenomenex.com

New Zealand

t: 09-4780951
 f: 09-4780952
 nzinfo@phenomenex.com

Norway

t: 810 02 005
 f: +45 4810 6265
 nordicinfo@phenomenex.com

Puerto Rico

t: (800) 541-HPLC
 f: (310) 328-7768
 info@phenomenex.com

Sweden

t: 08 611 6950
 f: +45 4810 6265
 nordicinfo@phenomenex.com

United Kingdom

t: 01625-501367
 f: 01625-501796
 ukinfo@phenomenex.com

United States

t: (310) 212-0555
 f: (310) 328-7768
 info@phenomenex.com

All other countries: Corporate Office USA

t: (310) 212-0555
 f: (310) 328-7768
 info@phenomenex.com

Terms and Conditions

Subject to Phenomenex Standard Terms and Conditions which may be viewed at www.phenomenex.com/TermsAndConditions.

Trademarks

Kinetex is a registered trademark, MidBore and SecurityGuard are trademarks of Phenomenex.

Disclaimer

Phenomenex is in no way affiliated with Restek Corporation or Cerrilant Corporation.

© 2014 Phenomenex, Inc. All rights reserved.