

General Installation Instructions

Below are recommended instructions for the installation of your Micro LC fittings.

For additional information or support please refer to www.Phenomenex.com/MicroLC.

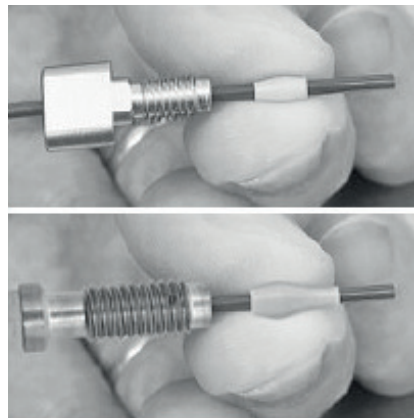
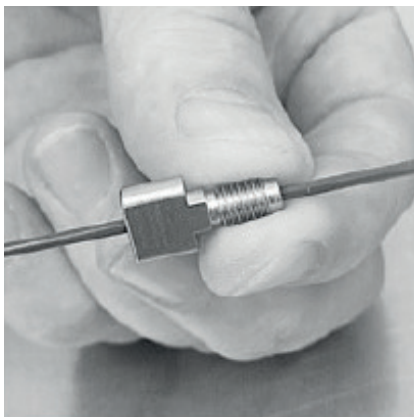
Verify fit: Our Micro LC connections have a 1/32" OD and fittings are available for 10-32, 6-40, and 6-32 connections.

Installation Steps:

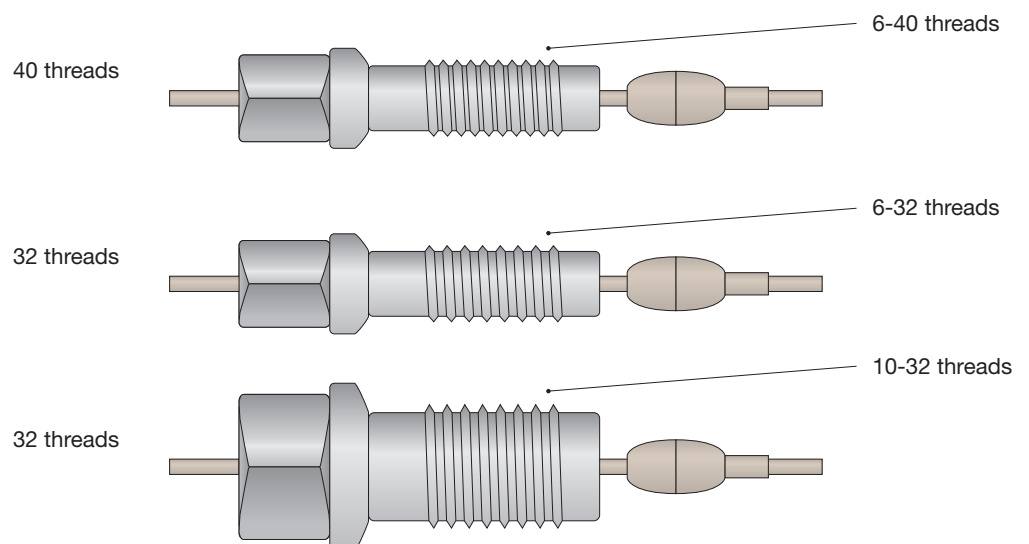
Step 1. Fit and thread the nut onto the end of the PEEKsil® tubing (1/32") of the fitting. Verify that the nut's diameter and threading match a nut that is already installed in the sample valve.

CAUTION: The installation of an improper nut could potentially cause cross-threading or damage to the port and fitting.

Step 2. Fit the ferrule onto the end of the PEEKsil tubing and slide towards the nut. The ferrule should be to the right of the short and swaged end of the nut. The installation of PEEK hardware requires extra care in order not to damage the PEEK material.




Threads per Inch	Pitch (inches)	Pitch (mm)
32	0.0313	0.794
40	0.025	0.635

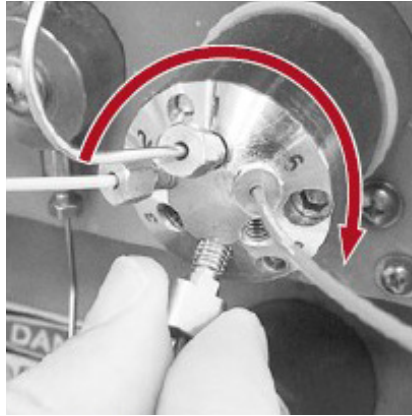


Installation Steps Continued:

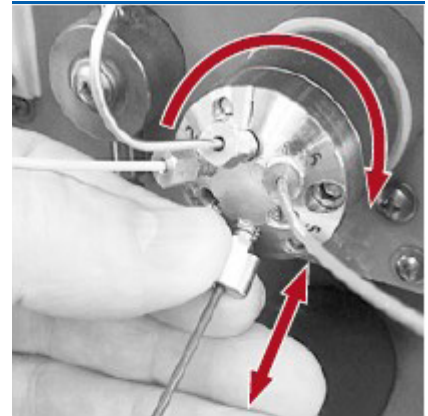
Step 3. Insert the tubing with the nut and ferrule assembly into the port of the valve, and gently push in the tubing until you feel the end of the tubing bud against the ports bottom.



Step 4. Slide the nut along the tubing into the port, gently tighten the nut clockwise until the threads begin to catch.




Step 5. Gently tighten the nut while carefully pushing the tubing into the port. The tubing should be fully engaged with the ports bottom and the ferrule 'gripping' the tubing.




Step 6. Slide tightening wrench over tubing and engage with nut securely.



Step 7. For first time installation: Turn the wrench clockwise a half-rotation to tighten the nut for a secure connection.



Caution: Over tightening can cause damage to the fitting or tubing capillarity. Potentially resulting in abnormally high back pressure.



Australia
t: +61 (0)2-9428-6444
auinfo@phenomenex.com

Austria
t: +43 (0)1-319-1301
anfrage@phenomenex.com

Belgium
t: +32 (0)2 503 4015 (French)
t: +32 (0)2 511 8666 (Dutch)
beinfo@phenomenex.com

Canada
t: +1 (800) 543-3681
info@phenomenex.com

China
t: +86 400-606-8099
cninfo@phenomenex.com

Denmark
t: +45 4824 8048
nordicinfo@phenomenex.com

Finland
t: +358 (0)9 4789 0063
nordicinfo@phenomenex.com

France
t: +33 (0)1 30 09 21 10
franceinfo@phenomenex.com

Germany
t: +49 (0)6021-58830-0
anfrage@phenomenex.com

India
t: +91 (0)40-3012 2400
indiainfo@phenomenex.com

Ireland
t: +353 (0)1 247 5405
eirinfo@phenomenex.com

Italy
t: +39 051 6327511
italiainfo@phenomenex.com

Luxembourg
t: +31 (0)30-2418700
nlinfo@phenomenex.com

Mexico
t: 01-800-844-5226
tecnicomx@phenomenex.com

The Netherlands
t: +31 (0)30-2418700
nlinfo@phenomenex.com

New Zealand
t: +64 (0)9-4780951
nzinfo@phenomenex.com

Norway
t: +47 810 02 005
nordicinfo@phenomenex.com

Poland
t: +48 (12) 881 0121
pl-info@phenomenex.com

Portugal
t: +351 221 450 488
ptinfo@phenomenex.com

Singapore
t: +65 800-852-3944
sginfo@phenomenex.com

Spain
t: +34 91-413-8613
espinfo@phenomenex.com

Sweden
t: +46 (0)8 611 6950
nordicinfo@phenomenex.com

Switzerland
t: +41 (0)61 692 20 20
swissinfo@phenomenex.com

Taiwan
t: +886 (0) 0801-49-1246
twinfo@phenomenex.com

United Kingdom
t: +44 (0)1625-501367
ukinfo@phenomenex.com

USA
t: +1 (310) 212-0555
info@phenomenex.com

🌐 **All other countries/regions**
Corporate Office USA
t: +1 (310) 212-0555
info@phenomenex.com



www.phenomenex.com

Phenomenex products are available worldwide. For the distributor in your country/region, contact Phenomenex USA, International Department at international@phenomenex.com

Column Questions and Support

If you have any additional questions, please reach out to our amazing technical team through:

Email: support@phxtechnical.zendesk.com

Live Chat: <https://www.phenomenex.com/chat>

For more information on Kinetex UHPLC, HPLC, and Preparative columns, please visit www.phenomenex.com/Kinetex




BE-HAPPY[™]
guarantee

Your happiness is our mission. Take 45 days to try our products. If you are not happy, we'll make it right.

www.phenomenex.com/behappy

Trademarks
PEEKSil and PEEKLok are registered trademarks of Trajan Scientific Australia Pty Ltd.
Disclaimer
Phenomenex is not affiliated with Trajan Corporation.
FOR RESEARCH USE ONLY. Not for use in clinical diagnostic procedures.
© 2020 Phenomenex, Inc. All rights reserved.

 Have a question? Visit on chat to get a quick answer.

www.phenomenex.com/chat