

## Transition to Biozen SEC

### Our Robust Chromatographic Solution in Aggregate Analysis

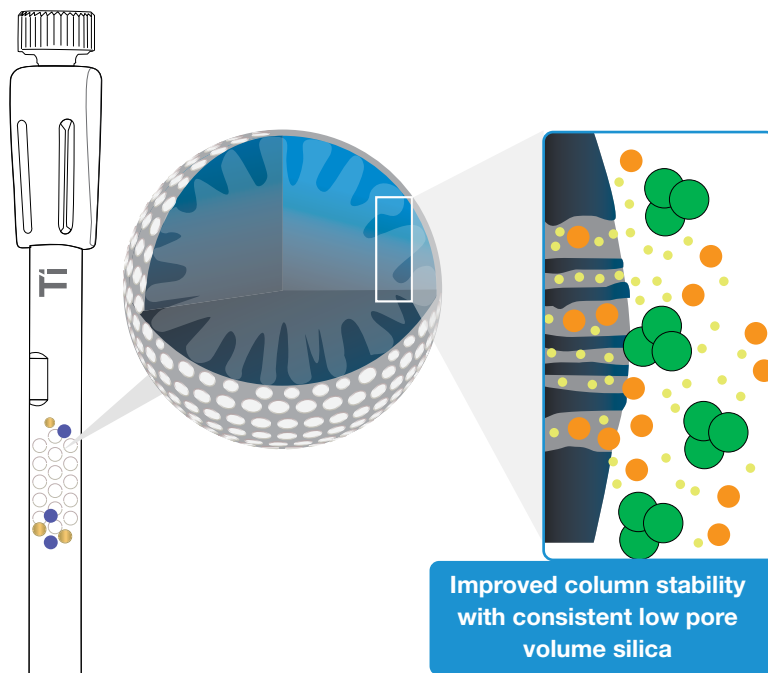
- Excellent Recovery
- Separate mAb Fragments and High MW Forms
- Resolve Monomer Species from Aggregate



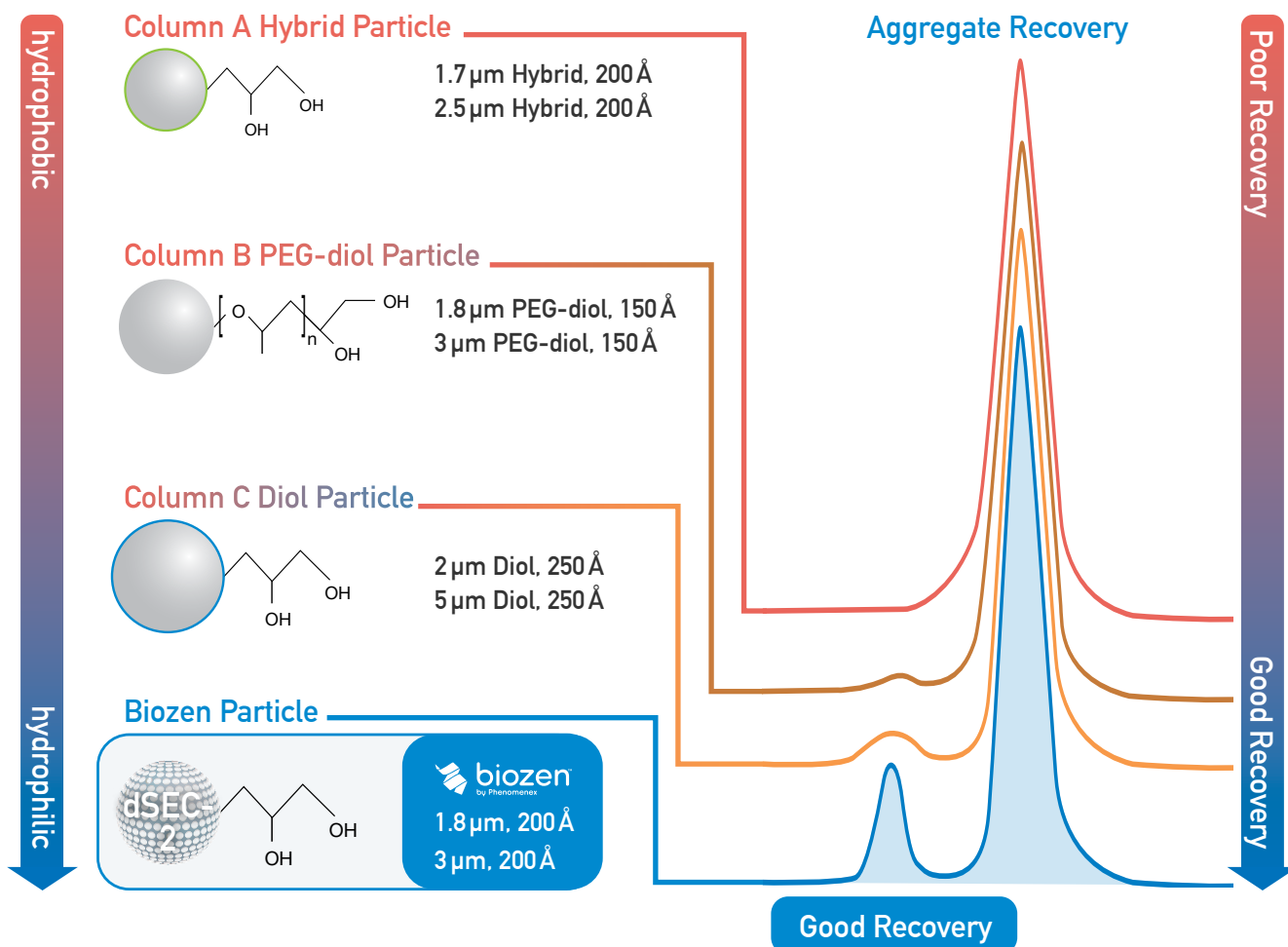
# Advanced SEC Silica Particle Technology and Surface Chemistry for Characterizing Biomolecules

## Biozen SEC Proprietary Silica Particle Technology

The Biozen dSEC columns are packed with low pore volume silica coupled with a proprietary hydrophilic diol-type bonded surface chemistry that prevents the silica surface from interacting with protein samples.



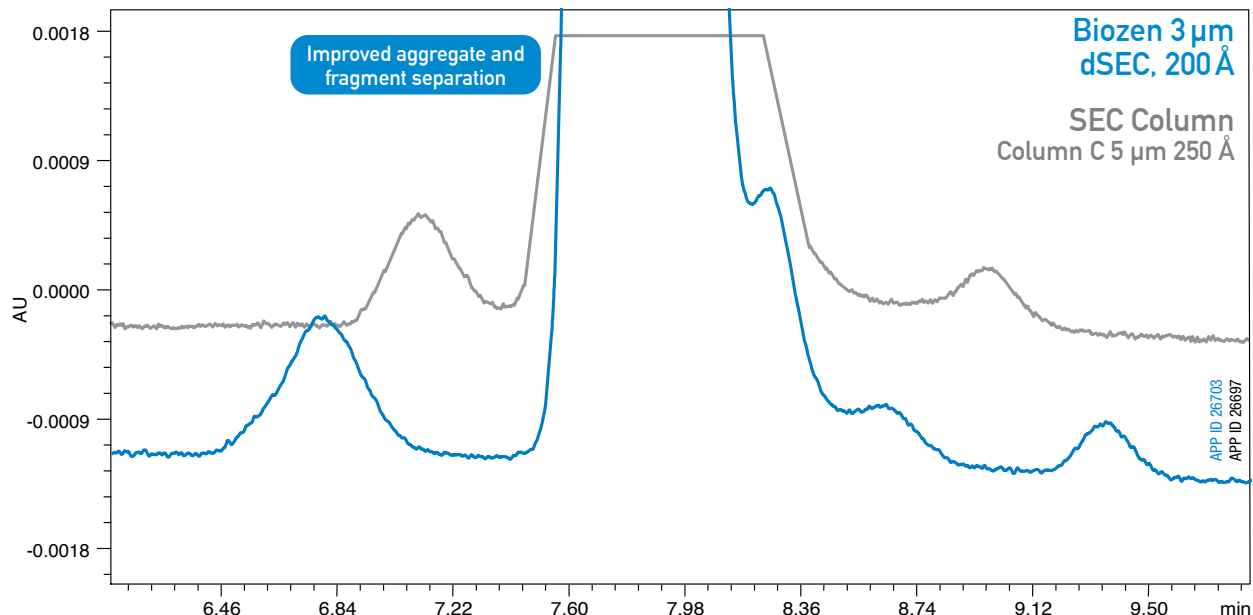
## Biozen SEC Hydrophilic Surface Chemistry Improves Aggregate Analysis



# Improved Aggregate Recovery and Separation

Although many silica-based SEC columns use similar stationary phases and nominal pore diameters, pore structure and surface chemistry vary significantly. Biozen dSEC-2 columns provide the optimum pore volume and surface chemistry that has been finely tuned for monoclonal antibodies and related formats.

## Trastuzumab

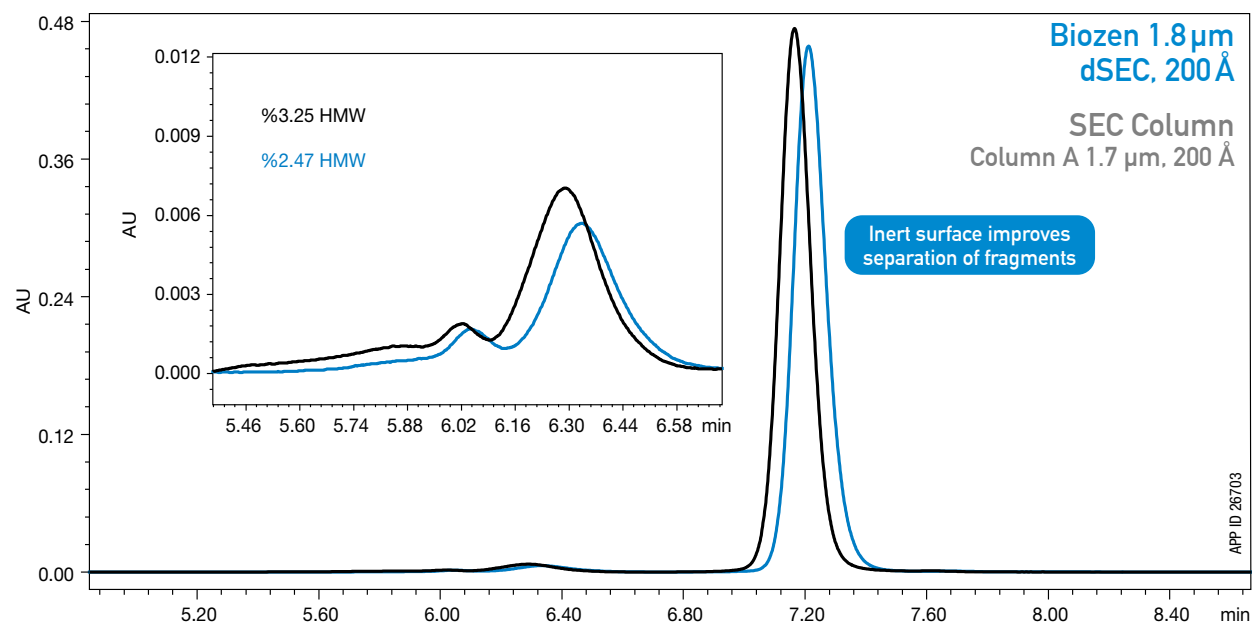


Conditions for both columns:

**Columns:** Biozen 3 μm dSEC-2, 200 Å  
 Column C 5 μm 250 Å  
**Dimension:** 300 x 7.8 mm  
**Part No.:** 00H-4788-K0 (Biozen)  
**Mobile Phase:** 50 mM Sodium Phosphate +  
 300 mM NaCl, pH 6.8

**Flow Rate:** 1.0 mL/min  
**Injection Volume:** 10 μL  
**Detector:** UV @ 280 nm  
**Temperature:** 25 °C  
**Sample:** Trastuzumab, 10 mg/mL

## NIST mAb



Conditions for both columns:

**Columns:** Biozen 1.8 μm dSEC-2, 200 Å  
 Column A 1.7 μm, 200 Å  
**Dimension:** 300 x 4.6 mm  
**Part No.:** 00H-4787-E0 (Biozen)  
**Mobile Phase:** 200 Potassium Phosphate +  
 250 mM Potassium Chloride pH 6.2

**Flow Rate:** 0.35 mL/min  
**Injection Volume:** 3 μL  
**Detector:** UV @ 280 nm  
**Temperature:** 25 °C  
**Sample:** NIST mAb, 10 mg/mL

# Ordering Information

## Biozen™ Products - Powered by Biocompatible Hardware

Biozen Columns (mm)								Biocompatible Guard Cartridges		
	50 x 2.1	100 x 2.1	150 x 2.1	50 x 4.6	100 x 4.6	150 x 4.6	250 x 4.6	for 2.1 mm	for 4.6 mm	Holder
								/3pk		ea
Biozen 2.6 µm Glycan	<a href="#">00B-4773-AN</a>	<a href="#">00D-4773-AN</a>	<a href="#">00F-4773-AN</a>	—	—	—	—	<a href="#">AJ0-9800</a>	—	<a href="#">AJ0-9000</a>
								/3pk		ea
Biozen 1.6 µm Peptide PS-C18	<a href="#">00B-4770-AN</a>	<a href="#">00D-4770-AN</a>	<a href="#">00F-4770-AN</a>	—	—	—	—	<a href="#">AJ0-9803</a>	—	<a href="#">AJ0-9000</a>
								/10pk	/10pk	ea
Biozen 3 µm Peptide PS-C18	<a href="#">00B-4771-AN</a>	—	<a href="#">00F-4771-AN</a>	<a href="#">00B-4771-E0</a>	—	<a href="#">00F-4771-E0</a>	—	<a href="#">AJ0-7605</a>	<a href="#">AJ0-7606</a>	<a href="#">KJ0-4282</a>
								/3pk		ea
Biozen 1.7 µm Peptide XB-C18	<a href="#">00B-4774-AN</a>	<a href="#">00D-4774-AN</a>	<a href="#">00F-4774-AN</a>	—	—	—	—	<a href="#">AJ0-9806</a>	—	<a href="#">AJ0-9000</a>
								/3pk	/3pk	ea
Biozen 2.6 µm Peptide XB-C18	<a href="#">00B-4768-AN</a>	<a href="#">00D-4768-AN</a>	<a href="#">00F-4768-AN</a>	<a href="#">00B-4768-E0</a>	—	<a href="#">00F-4768-E0</a>	—	<a href="#">AJ0-9806</a>	<a href="#">AJ0-9808</a>	<a href="#">AJ0-9000</a>
								/3pk	/3pk	ea
Biozen 2.6 µm WidePore C4	<a href="#">00B-4786-AN</a>	<a href="#">00D-4786-AN</a>	<a href="#">00F-4786-AN</a>	<a href="#">00B-4786-E0</a>	<a href="#">00D-4786-E0</a>	<a href="#">00F-4786-E0</a>	<a href="#">00G-4786-E0</a>	<a href="#">AJ0-9809</a>	<a href="#">AJ0-9811</a>	<a href="#">AJ0-9000</a>
								/3pk	/3pk	ea
Biozen 3.6 µm Intact XB-C8	<a href="#">00B-4766-AN</a>	<a href="#">00D-4766-AN</a>	<a href="#">00F-4766-AN</a>	<a href="#">00B-4766-E0</a>	—	<a href="#">00F-4766-E0</a>	—	<a href="#">AJ0-9812</a>	<a href="#">AJ0-9814</a>	<a href="#">AJ0-9000</a>

	50 x 2.1	150 x 2.1	150 x 4.6	300 x 4.6	150 x 7.8	300 x 7.8	for 4.6 mm	Holder
							/3pk	ea
Biozen 3 µm dSEC	—	—	<a href="#">00F-4788-E0</a>	<a href="#">00H-4788-E0</a>	<a href="#">00F-4788-K0</a>	<a href="#">00H-4788-K0</a>	<a href="#">AJ0-9850</a>	<a href="#">AJ0-9000</a>
Biozen 1.8 µm dSEC	<a href="#">00B-4787-AN</a>	<a href="#">00F-4787-AN</a>	<a href="#">00F-4787-E0</a>	<a href="#">00H-4787-AN</a>	—	—	<a href="#">AJ0-9851</a>	<a href="#">AJ0-9000</a>

	50 x 2.1	100 x 2.1	150 x 2.1	250 x 2.1	50 x 4.6	100 x 4.6	150 x 4.6	250 x 4.6	for 4.6 mm	Holder
									/10pk	ea
Biozen 6 µm WCX	<a href="#">00B-4777-AN</a>	<a href="#">00D-4777-AN</a>	<a href="#">00F-4777-AN</a>	<a href="#">00G-4777-AN</a>	<a href="#">00B-4777-E0</a>	<a href="#">00D-4777-E0</a>	<a href="#">00F-4777-E0</a>	<a href="#">00G-4777-E0</a>	<a href="#">AJ0-9400</a>	<a href="#">KJ0-4282</a>

	50 x 2.1	100 x 2.1	150 x 2.1	50 x 4.6	100 x 4.6	150 x 4.6	for 2.1 mm	for 4.6 mm	Holder
							/3pk	/3pk	ea
Biozen 1.7 µm Oligo	<a href="#">00B-4791-AN</a>	<a href="#">00D-4791-AN</a>	<a href="#">00F-4791-AN</a>	—	—	—	<a href="#">AJ0-9820</a>	<a href="#">AJ0-9822</a>	<a href="#">KJ0-9000</a>
Biozen 2.6 µm Oligo	<a href="#">00B-4790-AN</a>	<a href="#">00D-4790-AN</a>	<a href="#">00F-4790-AN</a>	<a href="#">00B-4790-E0</a>	<a href="#">00D-4790-E0</a>	<a href="#">00F-4790-E0</a>	<a href="#">AJ0-9820</a>	<a href="#">AJ0-9822</a>	<a href="#">KJ0-9000</a>

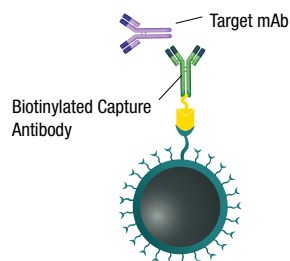
## Sample Preparation

Biozen Solid Phase Extraction	Format	Sorbent Mass	Part Number	Unit
Biozen N-Glycan Clean-Up	Microelution 96-Well Plate	5 mg/well	<a href="#">8M-S009-NGA</a>	1/box



## Biozen MagBeads Streptavidin Coated

Formats	Part No.	Concentration	Bead Size
25 mg (≈50 samples)	<a href="#">KS0-9531</a>	20 mg/mL	1.0 µm
50 mg (≈100 samples)	<a href="#">KS0-9532</a>		
500 mg (≈1000 samples)	<a href="#">KS0-9533</a>		



### BE-HAPPY™ GUARANTEE

Your happiness is our mission. Take 45 days to try our products. If you are not happy, we'll make it right.

[www.phenomenex.com/behappy](http://www.phenomenex.com/behappy)

Terms and Conditions  
 Subject to Phenomenex Standard Terms and Conditions, which may be viewed at [www.phenomenex.com/TermsAndConditions](http://www.phenomenex.com/TermsAndConditions).  
 Trademarks  
 Biozen and BE-HAPPY are trademarks of Phenomenex.  
 Disclaimer  
 Comparative separations may not be representative of all applications.  
 FOR RESEARCH USE ONLY. Not for use in clinical diagnostic procedures.  
 © 2021 Phenomenex, Inc. All rights reserved.