

# APPLICATION

## Comparison of Different Whole Blood Sample Pretreatment Methods for Targeted Analysis of Basic Drugs

Seyed Sadjadi, Shahana Huq, Sean Orłowicz, and Laura Snow  
Phenomenex, Inc., 411 Madrid Avenue, Torrance, CA 90501 USA

### Introduction

Drug analysis from whole blood is a challenge due to the complex matrix and the presence of erythrocytes, the concentration of which can vary from sample to sample.

Any drug analysis in whole blood generally requires some form of a pretreatment procedure that simplifies the blood matrix before the actual analyte extraction. However, many procedures can efficiently be applied to hemolyze the erythrocytes. Likewise, there are equally many capable methods to precipitate the plasma proteins. Ultimately, a successful pretreatment method should produce a high degree of recovery for all analytes in the sample.

Here, we evaluated several common pretreatment procedures<sup>1,2</sup> that both lyse the cells and precipitate the plasma proteins. These include acidic reagents (10% TCA and 6% HClO<sub>4</sub>), organic solvent mixtures (MeOH and ACN) and a combination of zinc sulfate and an organic solvent (Table 2). Subsequently, the clarified supernatant was processed through a polymeric cation-exchange solid phase extraction (SPE) tube (Strata<sup>®</sup>-X-C) to extract the basic drugs. The list of the class of compounds that were targeted for this work includes amphetamines (amphetamine, methamphetamine, MDA, MDEA, etc), natural and synthetic opiates (morphine, codeine, hydromorphone, hydrocodone, etc) illicit drugs (PCP, benzoyllecgonine), benzodiazepines (alprazolam, lorazepam, etc) and analgesics (tramadol) (Table 1).

After the initial evaluation, we constructed a calibration curve using whole blood as a matrix. Replicate analysis of 20 and 200 ng/mL spiked whole blood samples were used for the precision and accuracy study.

**Table 1.** List of pain panel drugs

Class	Analyte	Class	Analyte
Benzodiazepines	Alprazolam	Synthetic Opioids	Methadone
	Clonazepam		EDDP
	Diazepam		Fentanyl
	Flunitrazepam		Norfentanyl
	Lorazepam		Meperidine
	Midazolam		Normeperidine
	Nordiazepam		Naloxone
	Oxazepam		Norpropoxyphene
	Temazepam		Propoxyphene
	$\alpha$ -Hydroxyalprazolam		Sufentanil
Opiates	Alprazolam	Amphetamines	Naltrexone
	Codeine		Amphetamine
	Hydrocodone		Methamphetamine
	Hydromorphone		MDMA
	Morphine		MDA
	6-Acetylmorphine (6-MAM)		MDEA
Illicit Drugs	Oxymorphone	Analgesics	Tramadol
	Phencyclidine		Carisoprodol
	Benzoyllecgonine		Buprenorphine
			Norbuprenorphine

**Table 2.** Evaluated pretreatment methods

Acidic Reagents	10% TCA
	6% HClO <sub>4</sub>
Organic Solvents	90:10 ACN:MeOH
	50:50 ACN:MeOH
	10:90 ACN:MeOH
	100% MeOH
	100% ACN
Organic Solvent + ZnSO <sub>4</sub>	100% ACN
	90:10 ACN:MeOH
	100% MeOH



## Final Sample Preparation Method

### Pretreatment:

- Add 0.5 mL whole blood (with EDTA preservative) into a glass tube
- Add 100  $\mu\text{L}$  5 % (w/v)  $\text{ZnSO}_4$  and vortex 3-5 sec
- Add 1.5 mL of chilled ( $\sim 0^\circ\text{C}$ ) 90:10 ACN/MeOH while vortexing
- Centrifuge samples at 6000 rpm for 10 min and transfer supernatant
- To supernatant, add 4 mL of aqueous 0.1 % formic acid to acidify and dilute the mixture

### SPE Cartridge:

Strata<sup>®</sup>-X-C, 30 mg/3 mL (Part No. [8B-S029-TBJ](#)) equipped with an adapter cap (Part No. [AH0-7191](#)) and a 12 mL reservoir (Part No. [AH0-7003](#))

**Condition:** 1 mL Methanol  
**Equilibrate:** 1 mL Water  
**Wash 1:** 1 mL 0.1 % Formic acid in water  
**Wash 2:** 1 mL 30 % Methanol in water  
**Dry:** 3 to 4 mins at high vacuum ( $\sim 10^{-2}$  of Hg)  
**Elute:** 2x 500  $\mu\text{L}$  (2 aliquots of 500  $\mu\text{L}$ ) Ethyl acetate/Isopropanol/Ammonium hydroxide (70:20:10)  
**Dry down:** Evaporate to dryness under nitrogen at 40-45  $^\circ\text{C}$   
**Reconstitute:** With 500  $\mu\text{L}$  of 85:15 (A/B) of LC mobile phase

## Final LC-MS Method

**Column:** Kinetex<sup>®</sup> 2.6  $\mu\text{m}$  Biphenyl  
**Dimensions:** 50 x 3.0 mm  
**Part No.:** [00B-4622-Y0](#)  
**Mobile Phase:** A: 0.1 % Formic acid in water  
 B: 0.1 % Formic acid in methanol  
**Gradient:**

Time (min)	B (%)
0.0	10
2.5	100
3.5	100
3.5	10
5.0	10

**Flow Rate:** 0.7 mL/min  
**Temperature:** Ambient  
**Detection:** MS/MS, API 4000<sup>™</sup> (SCIEX)  
**System:** Shimadzu<sup>®</sup> Nexera<sup>®</sup> UFLC with LC-30AD pumps  
**Injection:** 10  $\mu\text{L}$

## Results and Discussion


It appeared that not all pretreatment procedures produced the best results. In general, the acidic pretreatment methods produced the poorest overall responses despite a very clear pretreated sample (**Figures 1 and 5**), with some exceptions. This might be due to the hydrophobic nature of many of the compounds used here that are soluble (or stable) in the pretreated acidic solutions (**Figures 6 and 7**). Use of MeOH alone was not adequate to achieve a clear enough supernatant from whole blood. Acetonitrile with a small amount of MeOH produced better than expected recoveries for some classes of compounds such as opiates (**Figures 2 and 6**).

The pretreatment procedure with  $\text{ZnSO}_4$  and an organic solvent (acetonitrile or 90:10 ACN/MeOH) produced the most consistent results for many compounds (**Figure 3 and Table 3**).

### Figure 1. Acidic supernatant

#### Addition of Acidic Reagent

- Both 10 % trichloroacetic acid and 6 % perchloric acid produced very clear, colorless supernatants, even after dilution.



#### Key to Abbreviations:

$\text{ZnSO}_4$  = Zinc sulfate  
 $\text{HClO}_4$  = Perchloric acid  
 MeOH = Methanol  
 ACN = Acetonitrile  
 TCA = Trichloroacetic acid

**Figure 2.** Supernatant from organic solvents

Addition of Organic Solvents

- MeOH and/or mostly methanol solvent produced a supernatant with a slight hazy yellow tint
- Acetonitrile and/or mostly acetonitrile solvent produced a more clear and colorless supernatant. However, the supernatant turned cloudy when diluted.

**Supernatant**



(A)  
90:10 MeOH:ACN

(B)  
50:50 MeOH:ACN

(C)  
10:90 MeOH:ACN

**Supernatant post dilution**



A B C

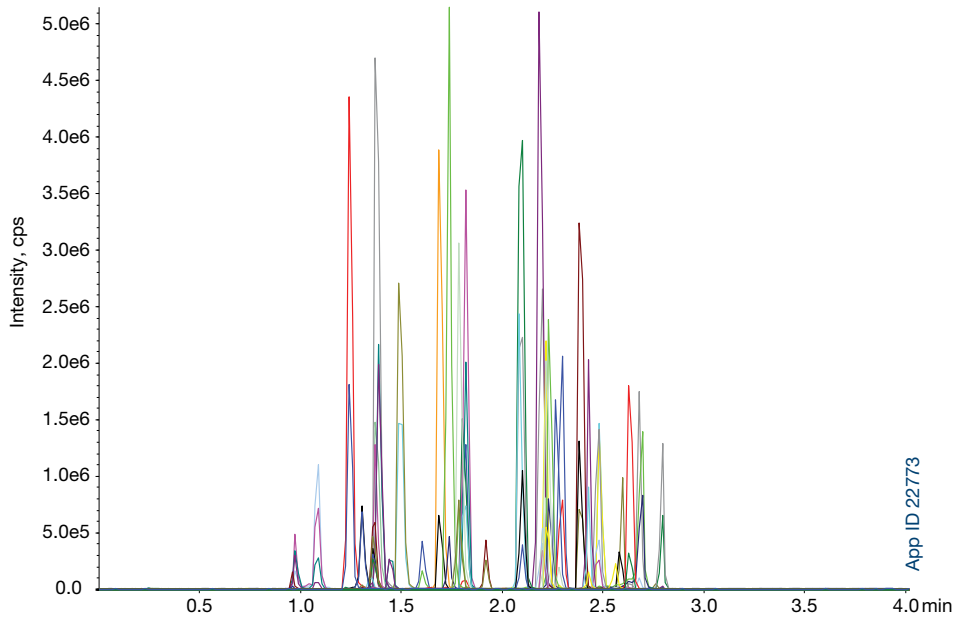
**Figure 3.** Supernatant from ZnSO<sub>4</sub> and ACN post dilution

Addition of ZnSO<sub>4</sub> and an Organic Solvent

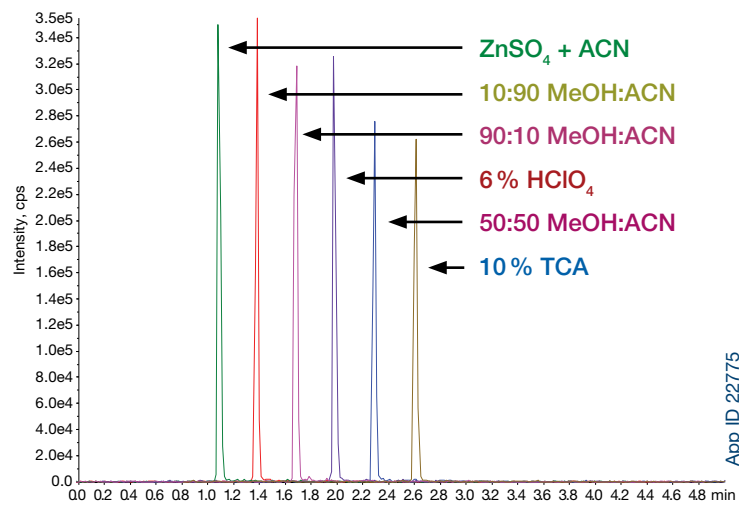
- When added to whole blood, zinc sulfate produced a bright red cloudy solution.
- Upon addition of the organic solvent, a brown precipitate appeared which lead to a clear and colorless supernatant.
- Upon dilution, the solution showed slight turbidity (ZnSO<sub>4</sub> and ACN supernatant is shown below).



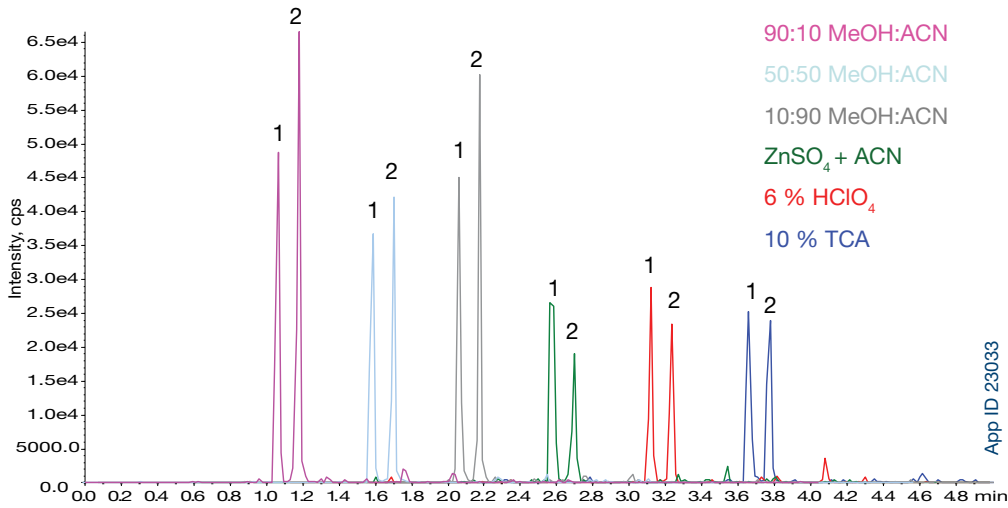
**Figure 4.** Representative chromatogram of the basic compounds



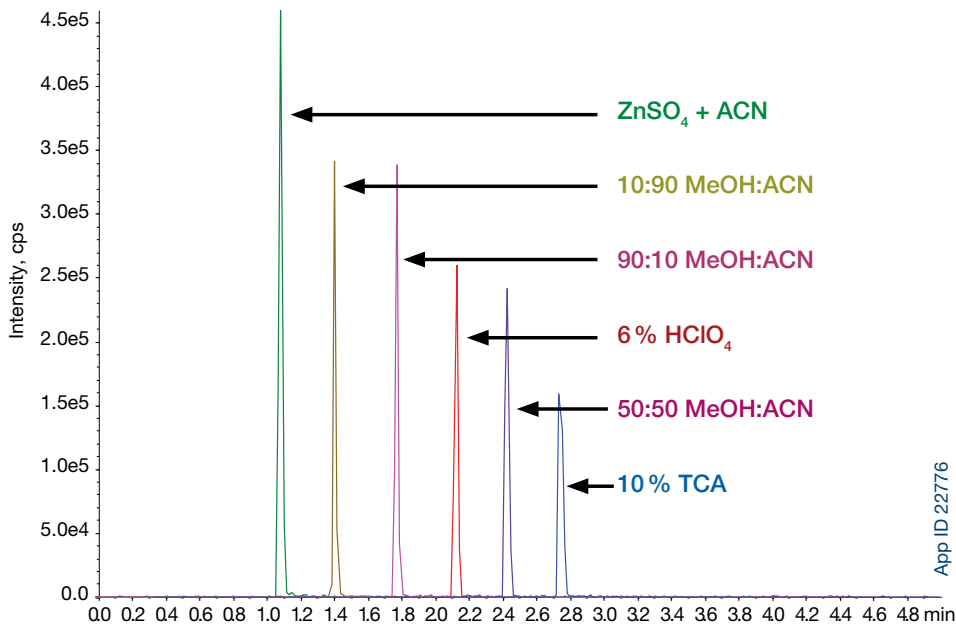
**Figure 5.** Comparison of the effects of various pretreatment options on amphetamine. Chromatograms are overlaid with time shift to provide clarity.



**Figure 6.** Comparison of the effects of various pretreatment options on Codeine (peak 1) and Hydrocodone (peak 2). Chromatograms are overlaid with time shift to provide clarity.



**Figure 7.** Comparison of the effects of various pretreatment options on Benzoylcegonine. Chromatograms are overlaid with time shift to provide clarity.



**Table 3.** Method Precision and Accuracy Data Based on Replicate Quality Control Samples

Analyte	Class	Expected Conc, ng/mL (Low)	%RSD (Low)	% Accuracy (Low)	Expected Conc, ng/mL (High)	%RSD (High)	% Accuracy (High)
Alprazolam	Benzodiazepines	20	10	108	200	12	104
Clonazepam		20	9	114	200	11	107
Diazepam		20	10	97	200	12	103
Flunitrazepam		20	7	112	200	7	105
Lorazepam		20	15	108	200	10	111
Midazolam		20	7	115	200	4	88
Nordiazepam		20	11	101	200	13	103
Oxazepam		20	6	108	200	12	105
Temazepam		20	7	105	200	9	99
$\alpha$ -Hydroxyalprazolam		20	6	88	200	11	91
Codeine		Opiates	20	10	92	200	9
Oxycodone	20		4	95	200	2	93
Hydromorphone	20		6	85	200	14	97
Hydrocodone	20		7	105	200	9	99
Morphine	20		8	91	200	10	86
Methadone	Synthetic Opioids	20	10	110	200	5	105
EDDP		20	10	98	200	2	94
6-MAM		20	7	100	200	7	100
Fentanyl		20	9	115	200	5	90
Norfentanyl		20	12	95	200	4	100
Meperidine		20	7	105	200	7	103
Normeperidine		20	9	103	200	10	102
Naloxone		20	7	118	200	3	111
Norpropoxyphene		20	9	100	200	14	90
Propoxyphene		20	12	111	200	5	101
Sufentanil		20	8	98	200	7	89
Naltrexone		20	4	113	200	11	108
Amphetamine		Amphetamines	20	9	107	200	11
Methamphetamine	20		10	115	200	3	96
MDMA	20		13	111	200	8	92
MDA	20		8	102	200	7	101
MDEA	20		16	107	200	3	105
Tramadol	Analgesics	20	4	105	200	3	96
Carisoprodol		20	8	106	200	9	100
Buprenorphine		20	12	104	200	11	101
Norbuprenorphine		20	6	105	200	13	106
Phencyclidine	Illicit Drugs	20	7	110	200	4	92
Benzoyllecgonine		20	10	104	200	5	101

## Conclusion

We have developed an effective pretreatment and SPE cleanup method for whole blood followed by targeted LC-MS/MS analysis. Zinc sulfate with an acetonitrile and methanol combination provided the best response for the majority of analytes tested. Further sample cleanup was successfully accomplished by using a cationic exchange SPE, Strata<sup>®</sup>-X-C, sorbent. This combination can greatly improve the column longevity and maintain a clean LC-MS/MS system. The combination of the pretreatment and SPE method can sufficiently be employed for a wide range of basic compounds generally encountered in existing pain panel methods.

## Acknowledgement



The authors are grateful for Mrs. Amanda Kaspick's gracious contributions and efforts to this project.

## References

1. Polson C, Sarkar P, Incledon B, Raguvaran V, Grant R.; Optimization of protein precipitation based upon effectiveness of protein removal and ionization effect in liquid chromatography-tandem mass spectrometry; Chromatogr B Analyt Technol Biomed Life Sci. 2003 Mar 5;785(2):263-75
2. Wang, P (Ed); High throughput analysis in pharmaceutical industry, 2008, CRC Press
3. S Huq, S Sadjadi, and S Countryman, "Quantitative Bio Analysis of the Most Commonly Used Pain Medications in Urine Using a Reliable Sample Preparation Technique in Combination With an API 5000 LC-MS-MS", Mass Spec Application for Clinical Laboratory Conference, 2013
4. Dalsgaard et al, Quantitative Analysis of 30 Drugs in Whole Blood by SPE and UHPLC-TOF-MS. (2013) J of Forensic Science and Criminology 1(1):101

## Ordering Information

### Strata-X-C

Format	Sorbent Mass	Part Number	Unit
<b>Tab-less Tube</b>			
	30 mg	<a href="#">8L-S029-TAK</a>	1 mL (100/box)
	60 mg	<a href="#">8L-S029-UBJ</a>	3 mL (50/box)
<b>Tube</b>			
	30 mg	<a href="#">8B-S029-TBJ</a>	3 mL (50/box)
	100 mg	<a href="#">8B-S029-FBJ</a>	3 mL (50/box)
	100 mg	<a href="#">8B-S029-ECH</a>	6 mL (30/box)
	200 mg	<a href="#">8B-S029-FBJ</a>	3 mL (50/box)
	200 mg	<a href="#">8B-S029-FCH</a>	6 mL (30/box)
	500 mg	<a href="#">8B-S029-HBJ</a>	3 mL (50/box)
	500 mg	<a href="#">8B-S029-HCH</a>	6 mL (30/box)
<b>96-Well Plate</b>			
	10 mg	<a href="#">8E-S029-AGB</a>	2 Plates/Box
	30 mg	<a href="#">8E-S029-TGB</a>	2 Plates/Box
	60 mg	<a href="#">8E-S029-UGB</a>	2 Plates/Box

## Ordering Information

### Kinetex<sup>®</sup> HPLC/UHPLC Columns

5 $\mu$ m Minibore Columns (mm)				SecurityGuard <sup>™</sup> ULTRA Cartridges <sup>‡</sup>
Phases	30 x 2.1	50 x 2.1	100 x 2.1	3/pk
Biphenyl	<a href="#">00A-4627-AN</a>	<a href="#">00B-4627-AN</a>	<a href="#">00D-4627-AN</a>	<a href="#">AJ0-9209</a>
for 2.1 mm ID				

5 $\mu$ m MidBore <sup>™</sup> Columns (mm)				SecurityGuard <sup>™</sup> ULTRA Cartridges <sup>‡</sup>
Phases	50 x 3.0	100 x 3.0	150 x 3.0	3/pk
Biphenyl	<a href="#">00B-4627-Y0</a>	<a href="#">00D-4627-Y0</a>	<a href="#">00F-4627-Y0</a>	<a href="#">AJ0-9208</a>
for 3.0 mm ID				

5 $\mu$ m Analytical Columns (mm)					SecurityGuard <sup>™</sup> ULTRA Cartridges <sup>‡</sup>
Phases	50 x 4.6	100 x 4.6	150 x 4.6	250 x 4.6	3/pk
Biphenyl	<a href="#">00B-4627-E0</a>	<a href="#">00D-4627-E0</a>	<a href="#">00F-4627-E0</a>	<a href="#">00G-4627-E0</a>	<a href="#">AJ0-9207</a>
for 4.6 mm ID					

2.6 $\mu$ m Minibore Columns (mm)					SecurityGuard <sup>™</sup> ULTRA Cartridges <sup>‡</sup>
Phases	30 x 2.1	50 x 2.1	100 x 2.1	150 x 2.1	3/pk
Biphenyl	<a href="#">00A-4622-AN</a>	<a href="#">00B-4622-AN</a>	<a href="#">00D-4622-AN</a>	<a href="#">00F-4622-AN</a>	<a href="#">AJ0-9209</a>
for 2.1 mm ID					

<sup>‡</sup> SecurityGuard ULTRA Cartridges require holder, Part No.: [AJ0-9000](#)

2.6 $\mu$ m MidBore <sup>™</sup> Columns (mm)				SecurityGuard <sup>™</sup> ULTRA Cartridges <sup>‡</sup>
Phases	50 x 3.0	100 x 3.0	150 x 3.0	3/pk
Biphenyl	<a href="#">00B-4622-Y0</a>	<a href="#">00D-4622-Y0</a>	<a href="#">00F-4622-Y0</a>	<a href="#">AJ0-9208</a>
for 3.0 mm ID				

2.6 $\mu$ m Analytical Columns (mm)				SecurityGuard <sup>™</sup> ULTRA Cartridges <sup>‡</sup>
Phases	50 x 4.6	100 x 4.6	150 x 4.6	3/pk
Biphenyl	<a href="#">00B-4622-E0</a>	<a href="#">00D-4622-E0</a>	<a href="#">00F-4622-E0</a>	<a href="#">AJ0-9207</a>
for 4.6 mm ID				

1.7 $\mu$ m Minibore Columns (mm)				SecurityGuard <sup>™</sup> ULTRA Cartridges <sup>‡</sup>
Phases	50 x 2.1	100 x 2.1	150 x 2.1	3/pk
Biphenyl	<a href="#">00B-4628-AN</a>	<a href="#">00D-4628-AN</a>	<a href="#">00F-4628-AN</a>	<a href="#">AJ0-9209</a>
for 2.1 mm ID				

<sup>‡</sup> SecurityGuard ULTRA Cartridges require holder, Part No.: [AJ0-9000](#)



## APPLICATION

**Australia**

t: +61 (0)2-9428-6444  
 auinfo@phenomenex.com

**Austria**

t: +43 (0)1-319-1301  
 anfrage@phenomenex.com

**Belgium**

t: +32 (0)2 503 4015 (French)  
 t: +32 (0)2 511 8666 (Dutch)  
 beinfo@phenomenex.com

**Canada**

t: +1 (800) 543-3681  
 info@phenomenex.com

**China**

t: +86 400-606-8099  
 cninfo@phenomenex.com

**Denmark**

t: +45 4824 8048  
 nordicinfo@phenomenex.com

**Finland**

t: +358 (0)9 4789 0063  
 nordicinfo@phenomenex.com

**France**

t: +33 (0)1 30 09 21 10  
 franceinfo@phenomenex.com

**Germany**

t: +49 (0)6021-58830-0  
 anfrage@phenomenex.com

**India**

t: +91 (0)40-3012 2400  
 indiainfo@phenomenex.com

**Ireland**

t: +353 (0)1 247 5405  
 eireinfo@phenomenex.com

**Italy**

t: +39 051 6327511  
 italiainfo@phenomenex.com

**Luxembourg**

t: +31 (0)30-2418700  
 nlinfo@phenomenex.com

**Mexico**

t: 01-800-844-5226  
 tecnicomx@phenomenex.com

**The Netherlands**

t: +31 (0)30-2418700  
 nlinfo@phenomenex.com

**New Zealand**

t: +64 (0)9-4780951  
 nzinfo@phenomenex.com

**Norway**

t: +47 810 02 005  
 nordicinfo@phenomenex.com

**Poland**

t: +48 (12) 881 0121  
 pl-info@phenomenex.com

**Portugal**

t: +351 221 450 488  
 ptinfo@phenomenex.com

**Singapore**

t: +65 800-852-3944  
 sginfo@phenomenex.com

**Spain**

t: +34 91-413-8613  
 espinfo@phenomenex.com

**Sweden**

t: +46 (0)8 611 6950  
 nordicinfo@phenomenex.com

**Switzerland**

t: +41 (0)61 692 20 20  
 swissinfo@phenomenex.com

**Taiwan**

t: +886 (0) 0801-49-1246  
 twinfo@phenomenex.com

**United Kingdom**

t: +44 (0)1625-501367  
 ukinfo@phenomenex.com

**USA**

t: +1 (310) 212-0555  
 info@phenomenex.com

🌐 **All other countries/regions  
 Corporate Office USA**

t: +1 (310) 212-0555  
 info@phenomenex.com

**www.phenomenex.com**

Phenomenex products are available worldwide. For the distributor in your country/region, contact Phenomenex USA, International Department at international@phenomenex.com



Terms and Conditions  
 Subject to Phenomenex Standard Terms and Conditions which may be viewed at [www.phenomenex.com/TermsAndConditions](http://www.phenomenex.com/TermsAndConditions).

Trademarks  
 Kinetex and Strata are registered trademarks and MidBore, BE-HAPPY, and SecurityGuard are trademarks of Phenomenex. Shimadzu and Nexera are registered trademarks of Shimadzu Corporation. API 4000 is a trademark of AB SCIEX Pte. Ltd. AB SCIEX is being used under license. Strata-X is patented by Phenomenex. U.S. Patent No. 7,119,145

FOR RESEARCH USE ONLY. Not for use in clinical diagnostic procedures.

© 2020 Phenomenex, Inc. All rights reserved.